



Karen Y. French

Yet another school year has passed and truly I can say God's grace is sufficient! His word tells us to "*write the vision*". Just over 10 years ago I did just that and what a blessing it is to see the vision continuing to grow. T.C.P. World Academy remains at the top of the educational bar as one of the most effective charter schools, not only in Cincinnati, but the state of Ohio as well! Our goal is excellence, and our energetic, competent and tenacious staff works hard to meet or exceed that goal in many areas including, but not limited to, academics. I am very grateful to both my staff and students; they are the ones who take the vision and keep it going. This annual report and yearbook is designed to help you understand the authenticity of our success.

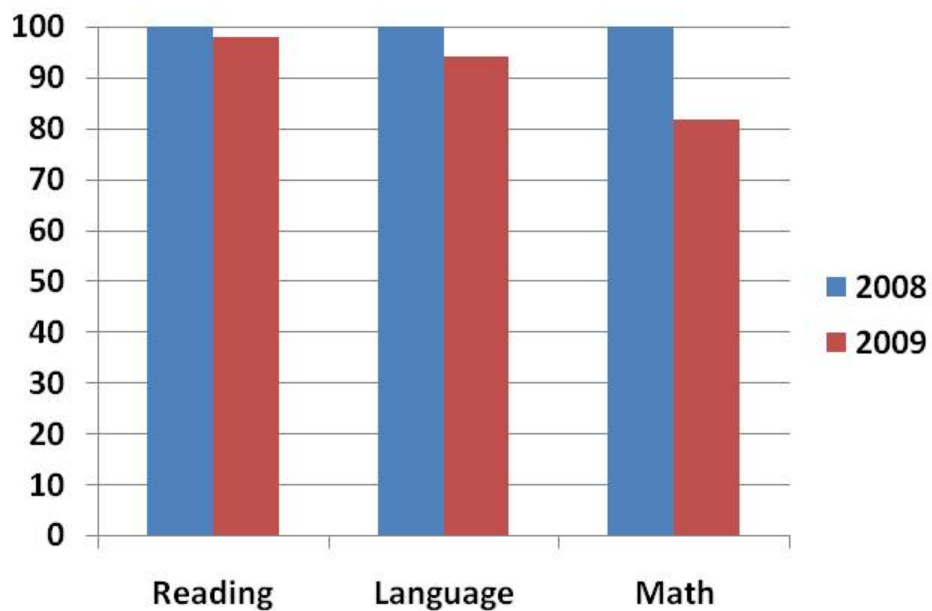
While teachers, staff and students of T.C.P. World Academy continued to strive for excellence in academics, history was being made in the world around us, some of which was wonderful, other news was absolutely devastating. By far the biggest headline of the 2008-2009 school year was the election of the first African-American President, Barack Obama! What an honor it is to witness such an historical event. Some not so favorable moments of the past year included the fall of the U.S. economy, which inevitably led to: the mortgage crisis, the fall of the "Big Three" U.S. auto-makers, Wall Street recording some of the worst declines in history, and the signing of a 700-million-dollar bailout bill. Technology continues to make advances with the "Big Switch" from analog to digital programming, and the growing popularity of cyber-socialism by way of Twitter, Facebook and YouTube. This was all followed by the devastating death of pop music icon Michael Jackson.

In the midst of all the chaos, T.C.P. World Academy continues to soar in developing academically successful children. God has blessed our school with a staff of people who truly love what they do and have a heart for cultivating and expanding the minds of our students. Once again students in grades 3 through 6 exceeded state expectations. In all but one area tested on the Ohio Achievement Tests, T.C.P. World Academy students surpassed state averages! Primary students took the Terra Nova Tests in Reading and Math, once again testing in the grade level above their own. The second graders soared way above national averages, improving their scores in every area tested! While the kindergarten and first grade scores in many areas are slightly lower than last year's scores, students still succeeded in meeting or surpassing the national average.

In order to attain high academic achievement we must first make sure we, the staff and students, are present at school each day. Our staff works diligently, constantly seeking new ways to keep students interested, motivated and excited about coming to school and actively participating in their classroom curriculum. This year's attendance rate for staff and students was 96%.

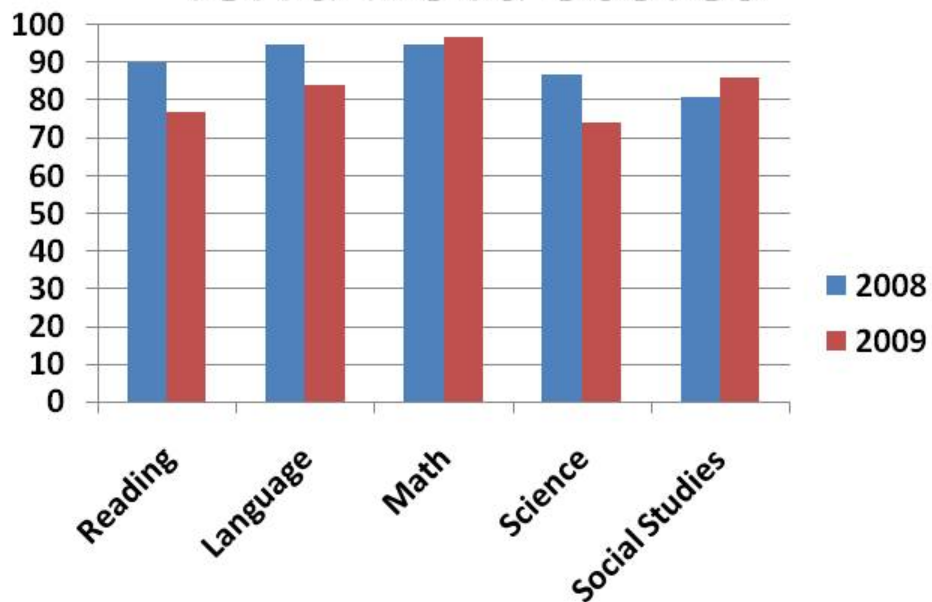
During the intense coverage of the election of President Barack Obama I heard a quote that seems to have been wedged into my mind: "*Rosa sat so Martin could walk, Martin walked so Obama could run, Obama ran so our children could fly!*" At T.C.P. World Academy, we are teaching our children not only to mount up with wings as eagles and fly, but to go as high as they can, and soar. That was part of the original vision, and will forever remain a targeted goal as we work tirelessly to educate our children, our future. Thank you once again for your continued trust and support of the vision.

# TCP 2008-2009 Kindergarten Terra Nova Scores



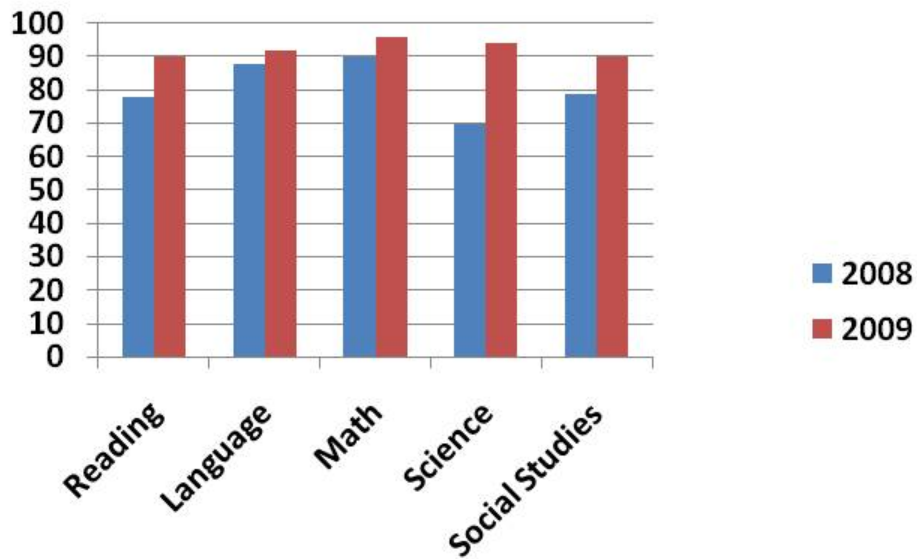
All Students were tested one grade higher than they were currently in.  
All grade averages met or surpassed national standards

## TCP 2008-2009 1st Grade Terra Nova Scores



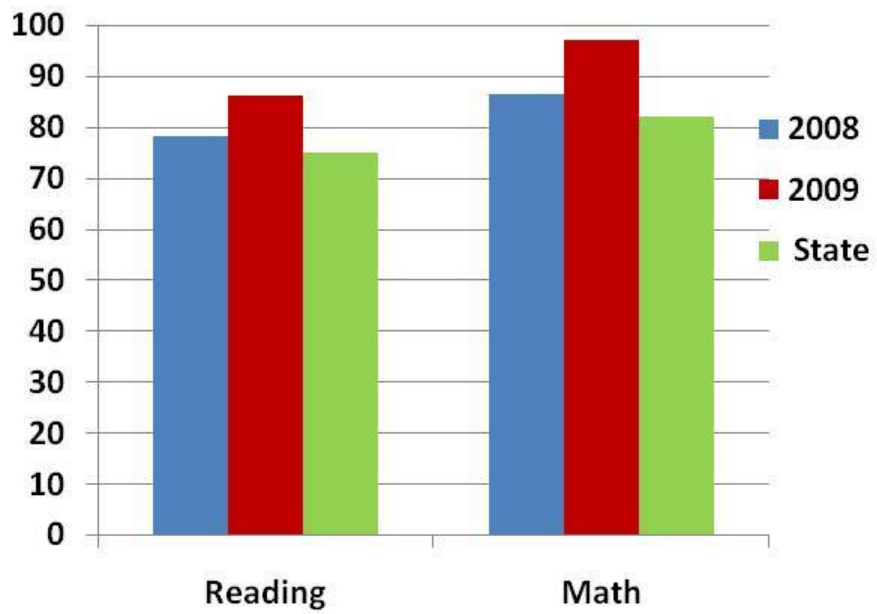
All Students were tested one grade higher than they were currently in.  
All grade averages met or surpassed national standards

# TCP 2008-2009 2<sup>nd</sup> Grade Terra Nova Scores

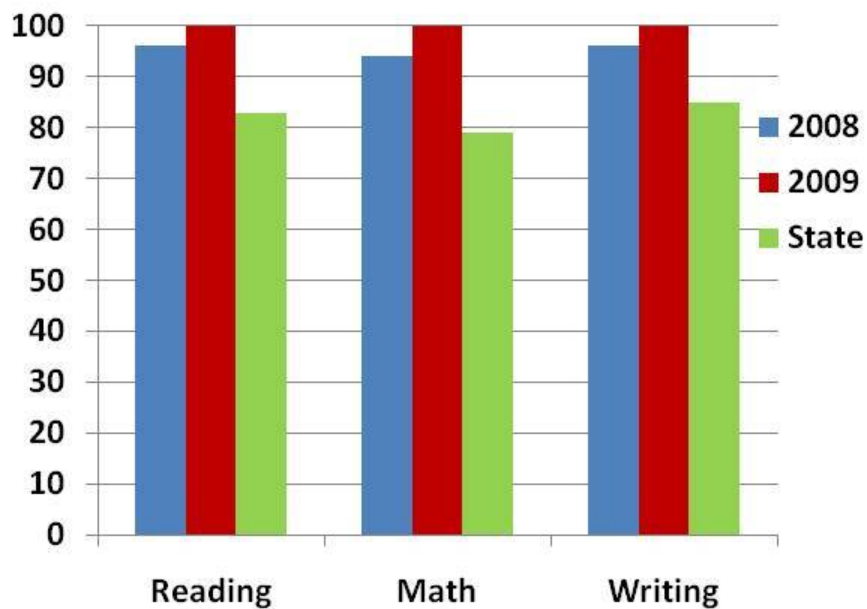


All Students were tested one grade higher than they were currently in.  
All grade averages met or surpassed national standards

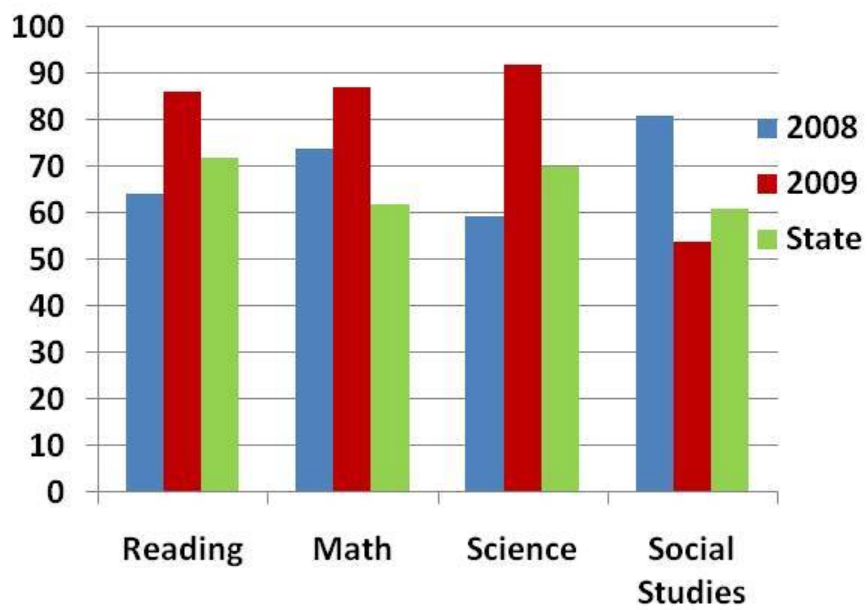
## TCP 2008-2009 3<sup>rd</sup> Grade Ohio Achievement Test



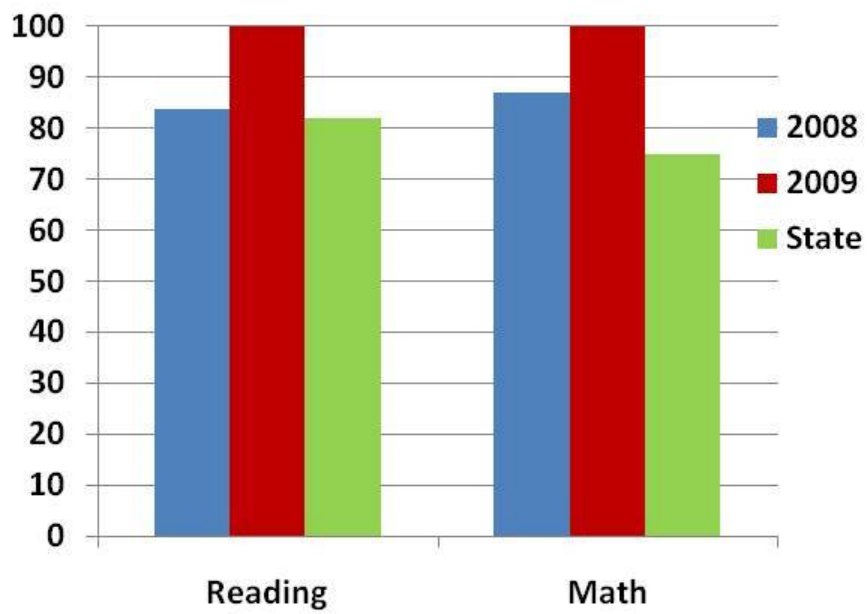
## TCP 2008-2009 4<sup>rd</sup> Grade Ohio Achievement Test



## TCP 2008-2009 5th Grade Ohio Achievement Test



## TCP 2008-2009 6th Grade Ohio Achievement Test





T.C.P. WORLD ACADEMY  
Balance Sheet  
June 30, 2009

ASSETS

Current Assets		
Cash in Bank - Checking	\$	86,317.22
Cash in Bank - Payroll		35,832.72
Cash in Bank - Lunchroom A/C		442.70
Cash In Bank - US Bank		30,434.00
Cash in Bank - US Bank - Payro		1.00
Accounts Receivable - Others		<u>21,426.16</u>
Total Current Assets		174,453.80
Property and Equipment		
Property and Equipment		88,875.48
Furnitures & Fixtures		5,632.19
Leasehold Improvements		43,868.44
Accumulated Depr - F F & E		<u>(56,383.40)</u>
Total Property and Equipment		81,992.71
Other Assets		
Total Other Assets		<u>0.00</u>
Total Assets	\$	<u><u>256,446.51</u></u>

LIABILITIES AND CAPITAL

Current Liabilities		
Accrued Wages/Benefits	\$	307,130.92
Accounts Payable		36,277.48
Intergovernmental Payable		21,784.44
STRS - Employees' W/holding		4,722.49
STRS - Employer's Liability		(8,553.14)
SERS - Employees' W/holding		10,521.80
SERS - Employer's Liability		<u>(6,115.99)</u>
Total Current Liabilities		365,768.00
Long-Term Liabilities		
IRS Payable		<u>59,672.00</u>
Total Long-Term Liabilities		<u>59,672.00</u>
Total Liabilities		425,440.00
Capital		
Retained Earnings		(372,771.23)
Net Income		<u>203,777.74</u>
Total Capital		<u>(168,993.49)</u>
Total Liabilities & Capital	\$	<u><u>256,446.51</u></u>

Unaudited - For Management Purposes Only

T.C.P. WORLD ACADEMY  
Income Statement  
For the Twelve Months Ending June 30, 2009

	Current Month		Year to Date	
<b>Revenues</b>				
Gen Revenue - State Warrant	\$ 226,488.78	65.44	\$ 2,656,750.83	81.59
State Match - Nutrition	0.00	0.00	0.00	0.00
Refund to State	0.00	0.00	(16.49)	0.00
Title I	65,002.35	18.78	282,037.80	8.66
Title II-A Imp Teach Quality	5,429.24	1.57	32,368.79	0.99
Title II-D - Technology	1,743.09	0.50	2,641.49	0.08
Title IV-A Safe/Drug Free Sch	0.00	0.00	1,218.64	0.04
Title V - Innovative Programs	65.70	0.02	247.33	0.01
Special Ed - Part B-Idea	7,135.66	2.06	66,911.35	2.05
School Net Programs	0.00	0.00	0.00	0.00
Information Management System	0.00	0.00	0.00	0.00
School Net Grant	0.00	0.00	0.00	0.00
Food Program Revenue	37,906.10	10.95	179,330.56	5.51
School Improvement	0.00	0.00	0.00	0.00
Information Management System	0.00	0.00	5,000.00	0.15
Early Childhood Special Ed	0.00	0.00	0.00	0.00
Title 111 - LEP	262.48	0.08	262.48	0.01
Field Trip Income	0.00	0.00	2,093.75	0.06
State Matching - Nutrition	0.00	0.00	4,536.55	0.14
Other Title/Grant Revenue	0.00	0.00	0.00	0.00
Lunchroom Income	0.00	0.00	12,598.55	0.39
Interest Income	2,069.83	0.60	2,735.25	0.08
Sale - Book Fair	0.00	0.00	3,857.70	0.12
Other Income	0.00	0.00	3,523.28	0.11
Refund - I R S	0.00	0.00	171.60	0.01
Donations	0.00	0.00	0.00	0.00
Miscellaneous Income	0.00	0.00	8.82	0.00
Miscellaneous Income	0.00	0.00	0.00	0.00
<b>Total Revenues</b>	<u>346,103.23</u>	<u>100.00</u>	<u>3,256,278.28</u>	<u>100.00</u>
<b>Cost of Sales</b>				
Cost of Sales	0.00	0.00	0.00	0.00
Cost of Sales-Salary & Wage	0.00	0.00	0.00	0.00
Inventory Adjustments	0.00	0.00	0.00	0.00
<b>Total Cost of Sales</b>	<u>0.00</u>	<u>0.00</u>	<u>0.00</u>	<u>0.00</u>
<b>Gross Profit</b>	<u>346,103.23</u>	<u>100.00</u>	<u>3,256,278.28</u>	<u>100.00</u>
<b>Expenses</b>				
Wages Expense	155,905.36	45.05	1,781,263.20	54.70
Temporary Help	0.00	0.00	0.00	0.00
Employee Benefit Programs Exp	26,670.03	7.71	267,112.63	8.20
Employee Medical Benefits	26,768.58	7.73	307,235.25	9.44
Payroll Tax Expense	2,262.50	0.65	33,014.86	1.01
Payroll Tax Expense - Medicare	0.00	0.00	0.00	0.00
Payroll Tax Expense - FUTA	0.00	0.00	0.00	0.00
Payroll Tax Expense - SUTA	0.00	0.00	0.00	0.00
Payroll Services	681.38	0.20	10,177.22	0.31
Workers' Comp. Premium	0.00	0.00	30,699.11	0.94
Bad Debt Expense	0.00	0.00	0.00	0.00
Income Tax Expense	0.00	0.00	0.00	0.00
Permits & Licenses	0.00	0.00	48.25	0.00
Other Taxes Expense	0.00	0.00	0.00	0.00
Rent - Building	8,500.00	2.46	105,000.00	3.22
Other Rental Expense	0.00	0.00	0.00	0.00

For Management Purposes Only

T.C.P. WORLD ACADEMY  
Income Statement  
For the Twelve Months Ending June 30, 2009

	Current Month		Year to Date	
Web-site Maintenance Expense	808.00	0.23	2,008.00	0.06
Computer Lab Supplies	0.00	0.00	119.52	0.00
Computer Maintenance	305.00	0.09	2,150.42	0.07
Computer Lab Instruction	0.00	0.00	583.97	0.02
Equipment Maintenance	205.00	0.06	9,456.59	0.29
Repairs & Maintenance Expense	7,183.56	2.08	50,813.47	1.56
Electrical Installation	0.00	0.00	0.00	0.00
Cleaning Services/Supplies	2,387.66	0.69	35,578.48	1.09
Landscaping	535.25	0.15	9,878.91	0.30
Carpet Installation	0.00	0.00	0.00	0.00
Telephone Installation	0.00	0.00	0.00	0.00
Utilities Expense	2,317.67	0.67	41,886.39	1.29
In Service Expense	519.74	0.15	897.23	0.03
Nursing Supplies	0.00	0.00	314.55	0.01
Psychological Services	550.00	0.16	4,762.50	0.15
Security System	500.69	0.14	7,019.61	0.22
Field Trips	0.00	0.00	7,474.70	0.23
School Holiday Program	0.00	0.00	0.00	0.00
Student's Incentives	0.00	0.00	1,578.00	0.05
Office Supplies Expense	9,430.58	2.72	50,321.39	1.55
Industrial/Chemical Products	0.00	0.00	0.00	0.00
Instructional Supplies	2,165.13	0.63	36,150.49	1.11
Internet Library	0.00	0.00	0.00	0.00
Other Instructional Expense	0.00	0.00	0.00	0.00
Professional Development	0.00	0.00	432.25	0.01
In Service Expenses	0.00	0.00	701.04	0.02
Other Purchased Services	0.00	0.00	6,795.00	0.21
Telephone Expense	205.38	0.06	8,141.27	0.25
Bus Service Expense	(300.00)	(0.09)	4,460.00	0.14
Certification Expenses	10.00	0.00	6,279.00	0.19
Travel/Seminar Expenses	0.00	0.00	395.16	0.01
Equipment/Fixtures Expenses	0.00	0.00	5,564.24	0.17
Other Office Expense	611.83	0.18	36,847.98	1.13
Background Check	0.00	0.00	2,451.00	0.08
Food & Related Supplies	2,650.78	0.77	70,114.96	2.15
Milk Program	763.00	0.22	16,203.72	0.50
Lunchroom Services	0.00	0.00	0.00	0.00
Advertising Expense	0.00	0.00	1,309.62	0.04
Trash Collection	0.00	0.00	2,146.72	0.07
Pest Control	68.00	0.02	1,033.00	0.03
Perfect Attendance	1,100.00	0.32	6,300.00	0.19
Audit/Other Fees	2,657.13	0.77	31,463.22	0.97
Sponsor's Fee	2,264.88	0.65	26,336.33	0.81
EMIS Fee	3,221.50	0.93	12,886.00	0.40
Legal Fees	517.50	0.15	7,245.00	0.22
Prof. Test Services	0.00	0.00	0.00	0.00
I R S Payment	0.00	0.00	0.00	0.00
Freight Expense	440.00	0.13	1,715.68	0.05
Board Meeting Honorarium	0.00	0.00	1,500.00	0.05
Service Charge Expense	0.00	0.00	88.00	0.00
Miscellaneous Expense Account	0.00	0.00	0.00	0.00
Purchase Disc-Expense Items	0.00	0.00	0.00	0.00
Insurance Expense	0.00	0.00	6,546.61	0.20
Miscellaneous Expense - State	0.00	0.00	0.00	0.00
Interest Expense	0.00	0.00	0.00	0.00
Pilferage/Obsolescence	0.00	0.00	0.00	0.00
Depreciation Expense	0.00	0.00	0.00	0.00
Depreciation Expense	0.00	0.00	0.00	0.00
Gain/Loss - Sale of Assets Exp	0.00	0.00	0.00	0.00

For Management Purposes Only

T.C.P. WORLD ACADEMY  
Income Statement  
For the Twelve Months Ending June 30, 2009

	Current Month		Year to Date	
YEAR END ADJUSTMENTS	<u>0.00</u>	0.00	<u>0.00</u>	0.00
Total Expenses	<u>261,906.13</u>	75.67	<u>3,052,500.54</u>	93.74
Net Income	\$ <u>84,197.10</u>	24.33	\$ <u>203,777.74</u>	6.26