



# **Annual Report**

## **SY 2017-2018**

6000 Ridge Ave. Cincinnati, OH 45213

Phone: 513-531-9500

Fax: 513-531-2406

Website: [www.tcpworldacademy.us](http://www.tcpworldacademy.us)



FROM THE DESK OF THE  
*Superintendent, Principal & Founder*

T.C.P. World Academy strives to continually improve our program and keep parents and the public informed of our progress. This annual report is prepared to inform you of our academic achievements and financial management. Also included in this report are staff and student attendance rates, as well as information about our program and how we maintain a positive, effective learning environment.

In spite of a few academic setbacks with a few less experienced staff members, T.C.P. World Academy rose from fifth to the fourth top charter elementary school in Ohio, as of July 2018. This ranking is from Niche.com, a website that ranks K-6 schools in the country based on test scores, public ratings, report cards, and other data

An average of 70.75% of our grades 3-6 students scored proficient or above in the English Language Arts test (compared to 63.5% of all test takers in our state). We fell short of our Mathematics achievement goal this year, even though we scored higher than the state average proficiency level. An average of 65% of our grades 3-6 students scored proficient or above in the Math test (compared to 64.5% of all test takers in our state). Our test scores are graphed and tabulated in the following pages.

While we treasure our accomplishments, we set our eyes on growth. This year, the student attendance rate is 94.39%, while the staff attendance rate is 96%. We continually improve our instructional programs. This year, we purchased 74 additional laptop computers for students in grades 2-6; the school now has 474 computers. They will continue using Accelerated Reader to assess their comprehension of the 25 on-or-above grade-level books they are challenged to read each year and will additionally utilize the computerized Accelerated Math. The additional computers will allow us to more effectively utilize the Star Reading and Star Math to supplement assessment of reading and math grade level of knowledge and skills of students in Grades 1-6. Students became even more skilled in research and computer typing skills this past school year. We plan to help them continue to improve in the upcoming school year.

This year, we will also increase our technology resources for the primary students, ensuring that all students are growing not only in their academic but also real-life skills. We will also improve our online presence to provide parents and the community with the most up-to-date information about our school.

Every classroom has a classroom library and T.C.P. World Academy partnered with the Public Library's Pleasant Ridge Branch for library training programs and for the supply of additional books to support classrooms every month. We believe that the more students read, the more knowledge and skills they will acquire on their own. Remember our 16th President of the United States, Abraham Lincoln was a self-taught man who read much on his own.

This report is intended to provide parents, guardians and students a glimpse of the past year. In addition to the Spring 2018 Ohio Achievement Assessment results, we have also included an annual financial report.

I believe that successful education for any child requires a high level of cooperation and communication between home and school. I invite you to join us in our pursuit of excellence in the 2018-2019 school year and ask that you actively participate in helping us to meet the challenge ahead.

Sincerely,

Karen Y. French  
Superintendent/Principal

---

## Word from our Sponsor

**Educational Resource Consultants of Ohio, Inc., (ERCO)** sponsor of the school, is legally mandated to provide oversight, monitoring and technical assistance. All community school sponsors are required to submit a written report of the evaluation results of the school's academic, financial, and organizational performance as well as the school's legal compliance to the Ohio Department of Education. This report must be made available to parents of students enrolled in the community school by November 30th of each year (OAC3301-102-05 (A) (3)). An annual report regarding the performance of this school and other schools under the sponsorship of ERCO will be posted on our website [www.ercoinc.org](http://www.ercoinc.org) no later than November 30th of the current school year. Parents are urged to review this report, as well as other monitoring and evaluation reports concerning the school. These reports are available at the school, or the sponsor's office. The reports are generated to provide you with a full comprehensive understanding of the school's performance.

---



**2017 Best Schools**  
NICHE

### TCP World Academy Rankings

Niche ranks nearly 50,000 public elementary schools based on statistics and millions of opinions from students and parents.

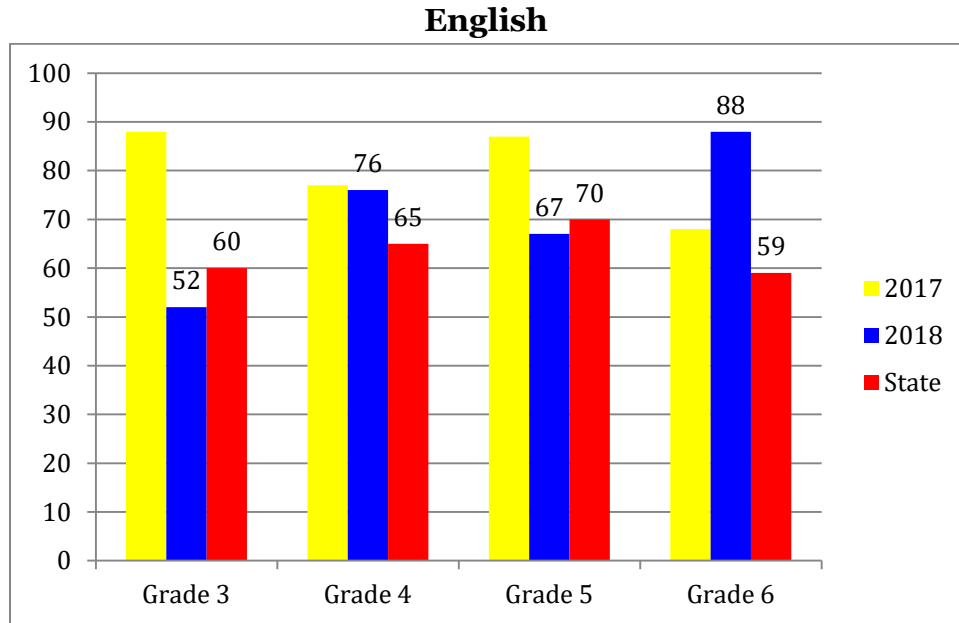
2017 Best Charter Elementary Schools in Ohio  
#5 of 155

#1 Best Charter Elementary Schools in Cincinnati

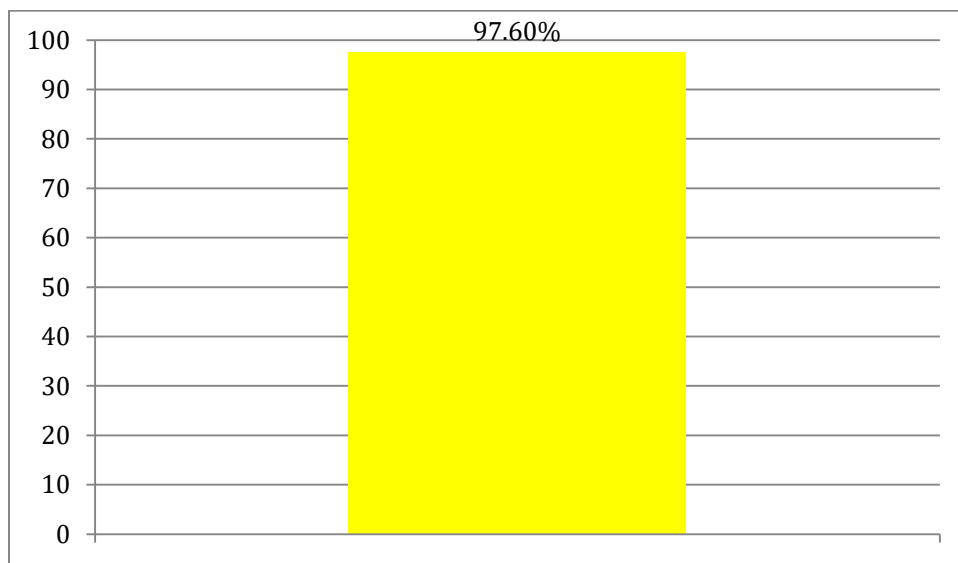


## Spring 2018 Ohio Achievement Assessment Results

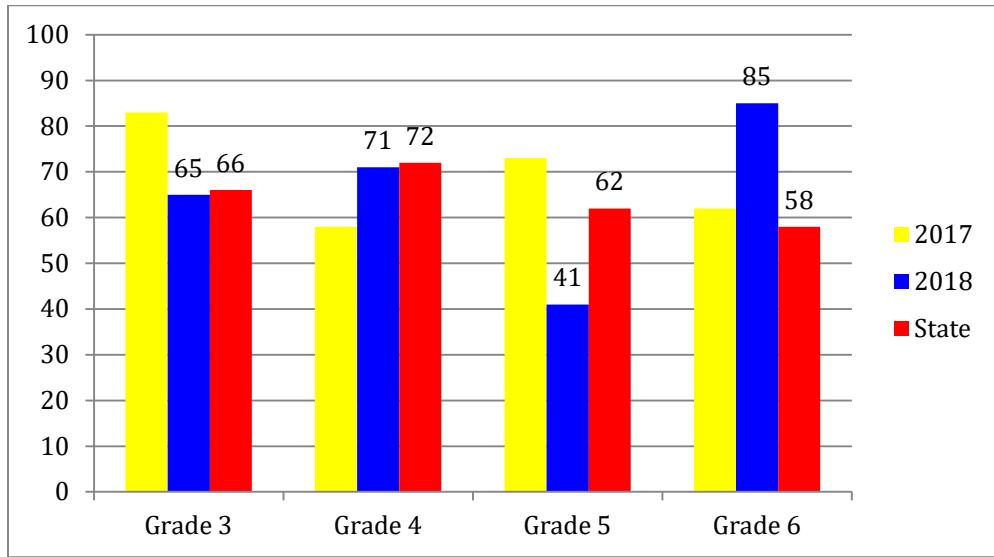
The graphs show the percentage of T.C.P. students who scored proficient or above on the 2017 and 2018 state tests, compared to the 2018 state average.



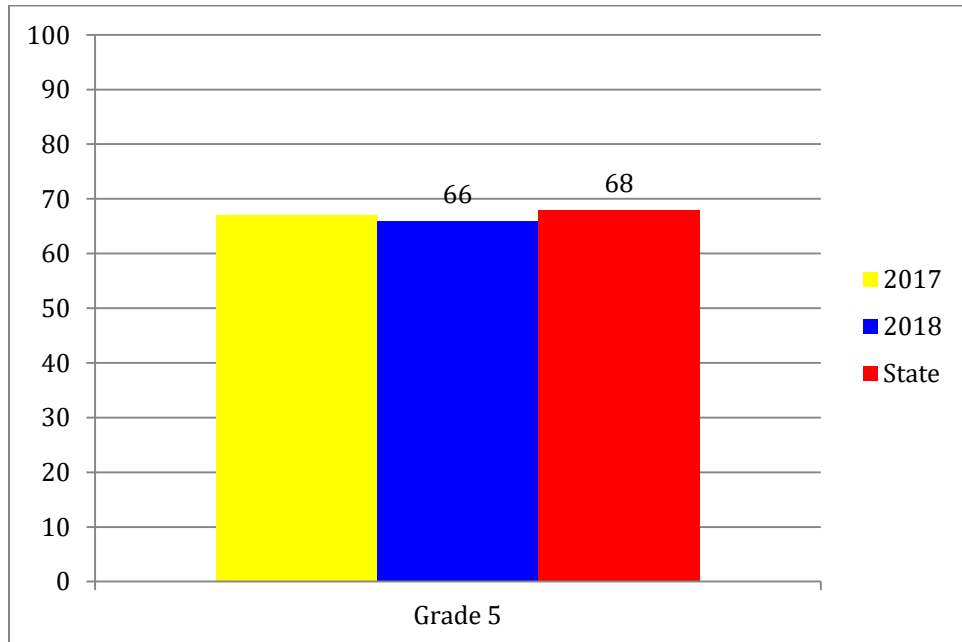
### *3<sup>rd</sup> Grade % of Students Who Met the Promotion Criteria*



### Mathematics



### Science



## Raw Data

Numbers are the percentage of students who scored Proficient or above.

<b>ELA</b>			
	2017	2018	State
Grade 3	88	52	60
Grade 4	77	76	65
Grade 5	87	67	70
Grade 6	68	88	59
Ave	80	70.75	63.5

<b>Math</b>			
	2017	2018	State
Grade 3	83	65	66
Grade 4	58	71	72
Grade 5	73	41	62
Grade 6	62	85	58
Ave.	69	65.5	64.5

<b>Grade 3 Reading Promotion Score*</b>
Reading
97.6

<b>Science</b>			
	2017	2018	State
Grade 5	67	66	68

\*Data reflects the percentage of students who passed third grade reading promotion score, used to promote third graders to the next grade level

T.C.P. WORLD ACADEMY  
Balance Sheet  
June 30, 2018

ASSETS

Current Assets			
Petty Cash	\$	150.00	
Cash in Bank - General Fund		24,572.75	
Cash in Bank - Payroll		28,610.06	
Accts Receivable - Intergovern		91,511.62	-
Total Current Assets			144,844.43
Property and Equipment			
Property and Equipment		140,716.10	
Furnitures & Fixtures		13,185.42	
Leasehold Improvements		67,931.87	
Accumulated Depr		(201,119.30)	
Total Property and Equipment			20,714.09
Other Assets			
Deferred Outflows - STR		595,121.00	
Deferred Outflows - SERS		180,298.00	
Deferred Inflows - STRS		(460,909.00)	
Deferred Inflows - SERS		218,354.00	
Total Other Assets			532,864.00
Total Assets	\$		698,422.52

LIABILITIES AND CAPITAL

Current Liabilities			
Accounts Payable	\$	72,204.77	
Accrued Wages		262,143.66	
SERS - Employees' W/holding		5,777.64	
Intergovernmental Payable		36,700.11	
Total Current Liabilities			376,826.18
Long-Term Liabilities			
Loan Payable - RH		40,000.00	
Loan Payable - KYF		25,000.00	
Net Pension Liability		6,459,714.00	
Total Long-Term Liabilities			6,524,714.00
Total Liabilities			6,901,540.18
Capital			
Retained Earnings		(6,063,282.26)	
Net Income		(139,835.40)	
Total Capital			(6,203,117.66)
Total Liabilities & Capital	\$		698,422.52

Unaudited - For Management Purposes Only

T.C.P. WORLD ACADEMY  
Income Statement  
For the Twelve Months Ending June 30, 2018

	Current Month		Year to Date	
Revenues				
Interest Income - General Fund	\$ 0.00	0.00	\$ 11.29	0.00
Interest Income - Payroll Fund	0.00	0.00	14.03	0.00
Lunchroom Income	0.00	0.00	1,694.22	0.29
Field Trip Income	0.00	0.00	592.00	0.10
Commission Income	669.02	2.08	3,290.37	0.57
Other Refund	0.00	0.00	8,604.10	1.48
Miscellaneous Income	3,642.00	11.32	11,179.60	1.93
Other Income - Rent Income	1,000.00	3.11	12,000.00	2.07
State Foundation	269,866.97	838.51	3,315,432.83	572.16
Casino Money Grant	0.00	0.00	23,896.50	4.12
State Matching - Nutrition	0.00	0.00	4,169.10	0.72
Food Program Revenue - Lunch	13,974.80	43.42	163,199.71	28.16
Lunchroom Income	0.00	0.00	2,048.42	0.35
Food Program Income Breakfast	9,370.88	29.12	98,175.73	16.94
Special Ed - Part B-Idea	8,603.65	26.73	106,048.02	18.30
Title I	18,829.97	58.51	440,332.68	75.99
Title II-A Imp Teach Quality	4,750.37	14.76	33,082.64	5.71
<b>Total Revenues</b>	<b>330,707.66</b>	<b>1,027.55</b>	<b>4,223,771.24</b>	<b>728.91</b>
Cost of Sales				
<b>Total Cost of Sales</b>	<b>0.00</b>	<b>0.00</b>	<b>0.00</b>	<b>0.00</b>
<b>Gross Profit</b>	<b>330,707.66</b>	<b>1,027.55</b>	<b>4,223,771.24</b>	<b>728.91</b>
Expenses				
Wages Expense	200,537.74	623.10	2,155,163.61	371.92
Payroll Tax Expense	5,803.36	18.03	66,747.35	11.52
Payroll -NON CCIP	0.00	0.00	5,825.34	1.01
Retirement Benefits	31,807.51	98.83	368,963.68	63.67
JV 39 Audit Adjustments	2,782.71	8.65	8,348.13	1.44
Travel/Seminar Expenses	329.28	1.02	1,365.28	0.24
SWOCA/EMIS Expense	1,500.00	4.66	7,375.00	1.27
Salaries-Non-CCIP	0.00	0.00	5,495.83	0.95
Retirement Benefits - Non-CCIP	0.00	0.00	1,678.69	0.29
Medical Benefits - Non-CCIP	0.00	0.00	3,622.52	0.63
Medical Benefits - Non-CCP	0.00	0.00	208.45	0.04
Medical Benefits - Non-CCIP	0.00	0.00	58.15	0.01
Psychological Services	2,885.00	8.96	14,335.00	2.47
Speech Pathologist	0.00	0.00	9,200.00	1.59
Hearing	0.00	0.00	1,225.00	0.21
Board Meeting Honorarium	625.00	1.94	4,875.00	0.84
Employee Medical Benefits	44,578.79	138.51	559,266.88	96.51
Legal Fees	0.00	0.00	2,537.50	0.44
Purchased Services Technology	0.00	0.00	20,527.15	3.54
Rent - Building	18,818.34	58.47	221,325.67	38.19
Postage/Freight Expense	0.00	0.00	793.80	0.14
Permits & Licenses	0.00	0.00	953.75	0.16
Office Exp - Water	0.00	0.00	350.42	0.06
Trash Collection	0.00	0.00	7,461.52	1.29
Sponsor's Fee	5,250.49	16.31	63,900.77	11.03
Pest Control	252.00	0.78	1,859.88	0.32

For Management Purposes Only



T.C.P. WORLD ACADEMY  
Income Statement  
For the Twelve Months Ending June 30, 2018

	Current Month		Year to Date	
Medical Supplies/Services	0.00	0.00	2,906.99	0.50
Cable TV	363.50	1.13	3,785.24	0.65
Audit/Other Fees	0.00	0.00	15,005.00	2.59
Insurance Expense	0.00	0.00	14,171.21	2.45
Bus Service Expense	0.00	0.00	340.00	0.06
Payroll Services	2,627.51	8.16	12,875.80	2.22
Telephone Expense	1,299.81	4.04	21,649.98	3.74
Security System	1,649.80	5.13	11,435.08	1.97
Instructional Support	2,484.00	7.72	70,266.13	12.13
Staff Support	19.67	0.06	2,228.42	0.38
Instructional Supplies	2,539.20	7.89	83,617.99	14.43
Office Supplies Expense	0.00	0.00	13,879.56	2.40
Medical Supplies	0.00	0.00	1,448.89	0.25
Equipment/Fixtures Expenses	3,630.00	11.28	12,074.47	2.08
Bank Service Charges	6.00	0.02	64.00	0.01
Repairs & Maintenance Expense	0.00	0.00	5,734.54	0.99
Utilities - Water	91.98	0.29	4,880.03	0.84
Utilities - Gas/Electricity	1,306.78	4.06	38,476.67	6.64
Cleaning Services	0.00	0.00	659.87	0.11
Building Supplies	401.86	1.25	12,991.38	2.24
Cleaning Supplies	633.83	1.97	9,852.06	1.70
In Service Expense	0.00	0.00	2,177.86	0.38
Perfect Attendance	200.00	0.62	200.00	0.03
Field Trips	2,160.00	6.71	2,190.00	0.38
Other Office Expense	122.67	0.38	26,250.73	4.53
Salaries - Lunchroom	0.00	0.00	35,756.57	6.17
Nutrition Retirement	0.00	0.00	4,130.57	0.71
Employee Medical Benefit	0.00	0.00	7,731.00	1.33
Lunchroom Services	0.00	0.00	2,972.00	0.51
Milk Program	0.00	0.00	15,700.76	2.71
Food & Related Supplies	1,690.16	5.25	67,026.15	11.57
Other Food Supplies/Services	786.95	2.45	4,201.34	0.73
EMIS Fee	0.00	0.00	5,875.00	1.01
ARRA - SP ED - Salaries	0.00	0.00	859.00	0.15
Sp Ed Salaries	0.00	0.00	29,075.80	5.02
Sp Ed Retirement Benefits	0.00	0.00	2,346.71	0.40
Sp Ed Medical Benefits	0.00	0.00	4,299.26	0.74
Sp Ed - Speech/Language	0.00	0.00	12,600.00	2.17
Sp Ed - Psychological Services	0.00	0.00	10,280.00	1.77
Salaries - Title I	0.00	0.00	209,229.51	36.11
Title I - Retirement Benefits	0.00	0.00	23,939.09	4.13
Title I - Medical Benefits	0.00	0.00	9,162.87	1.58
Title I - Family/Community	0.00	0.00	1,804.18	0.31
Salaries - Improving	0.00	0.00	10,362.51	1.79
Payroll Tax Exp - Improving	0.00	0.00	2,433.34	0.42
Retirement Benefits - Improve	0.00	0.00	1,194.71	0.21
<b>Total Expenses</b>	<b>337,183.94</b>	<b>1,047.68</b>	<b>4,363,606.64</b>	<b>753.04</b>
<b>Net Income</b>	<b>\$ (6,476.28)</b>	<b>(20.12)</b>	<b>\$ (139,835.40)</b>	<b>(24.13)</b>

## Fast Facts

T.C.P. (Technological College Preparatory) World Academy was founded in 2000 by Ms. Karen Y. French, a longtime educator and a Cincinnati transplant from California. Since then, the school, its staff, and Ms. French have garnered awards for their dedication. In 2002, Ms. French received a Congressional Citation for Excellence in Educational Reform and Leadership. In 2003 and 2005, the school received commendations of “Effective” and “Excellent,” respectively. In 2013, the ODE changed its ranking, assigning the school as a High-Performing School of Honor in 2013 based on its school report card.

Technology used in classrooms:

- ELMO projectors
- Big-screen televisions
- Computers for Star Reading and Math, Accelerated Reader and Math, A-Z Reading
- Chromebooks (grades 2-6)
- iPads (K)

We are partnered with Crayons to Computers, for discounts on books and school supplies.

Throughout the year, some school activities include:

- Regular trips to the Pleasant Ridge Library
- Visits from Dome Theatre
- Once-a-month presentation from Cincinnati Zoo for second grade
- Indian Mounds
- Lecture/Speaker Series during Black History Month
- Yearly production from Duke Energy on energy
- Christmas programs
- Class presentations

T.C.P. World Academy uses Positive Discipline Plan and Positive Behavior Intervention and Supports, as well as the Parent and Student Handbook, to guide student behavior expectations by incorporating rewards for exhibiting positive behavior, good character, and exceptional values. The school has also partnered with COPA for Bullying and Child Assault Prevention training.

The school has also implemented a School Emergency Plan, approved by the Ohio Department of Education (ODE) and the Ohio Homeland Security (OHS).

### Our Administration

- Karen French, Superintendent/ Principal
- Lauren Branson, Assistant Principal

### Our Board of Directors

Ryan Griffin, President  
Darlene Nunley  
David Goins  
LaVern Payne  
Virginia Cole

## T.C.P. World Academy

6000 Ridge Ave. Cincinnati, OH 45213  
Phone: 513-531-9500 Fax: 513-531-2406  
Website: [www.tcpworldacademy.us](http://www.tcpworldacademy.us)