

Annual Report

SY 2016-2017

6000 Ridge Ave. Cincinnati, OH 45213

Phone: 513-531-9500

Fax: 513-531-2406

Website: www.tcpworldacademy.us



FROM THE DESK OF THE

Superintendent, Principal & Founder

This annual report is prepared to inform you of T.C.P. World Academy's academic achievements and financial management. Included in this report are student and staff attendance rates as well as information about our program and how we maintain a positive, effective learning environment.

We have accomplished much this past school year. Niche.com, a website that ranks K-16 schools in the country based on test scores, public ratings, report cards and other data, ranked us as the number one top charter elementary school in Cincinnati and the fifth top charter elementary school in Ohio. We also received a School Choice Leadership Award "in recognition of tireless dedication toward providing all children with access to effective education options and for participating in National School Choice Week 2017." This upcoming year, we plan to continue tenacious work and remain a top education provider for students in the Cincinnati area.

An average of 80% of our grades 3-6 students scored proficient or above in the English Language Arts test (compared to 63.25% of all test takers in our state). We fell short of our Mathematics achievement goal this year, even though we scored higher than the state average proficiency level. An average of 69% of our grades 3-6 students scored proficient or above in the Math test (compared to 65.75% of all test takers in our state). Our test scores are graphed and tabulated in the following pages.

While we treasure our accomplishments, we set our eyes on growth. This year, the student attendance rate is 94.66%, while the staff attendance rate is 97.30%. We continually improve our instructional programs. This year, we purchased 270 additional laptop computers for students in grades 3-6; the school now has 400 computers. They will continue using Accelerated Reader to assess their comprehension of the 25 on-or-above grade-level books they are challenged to read each year and will additionally utilize the computerized Accelerated Math. The additional computers will allow us to more effectively utilize the Star Reading and Star Math to supplement assessment of students reading and math grade level of knowledge and skills. Students became more skilled in research and computer typing skills this past school year. We plan to help them continue to improve in the upcoming school year.

This year, we will also increase our technology resources for the primary students, ensuring that all students are growing not only in their academic but also real-life skills. We will also improve our online presence to provide parents and the community with the most up-to-date information about our school.

Every classroom has a classroom library and T.C.P. World Academy partnered with the Public Library's Pleasant Ridge Branch for library training programs and for the supply of additional books to support classrooms every month. We believe that the more students read, the more knowledge and skills they will acquire on their own. Remember our 16th President of the United States, Abraham Lincoln was a self-taught man who read much on his own.

This report is intended to provide parents, guardians and students a glimpse of the past year. In addition to the Spring 2017 Ohio Achievement Assessment results, we have also included an annual financial report.

I believe that successful education for any child requires a high level of cooperation and communication between home and school. I invite you to join us in our pursuit of excellence in the 2017-2018 school year and ask that you actively participate in helping us to meet the challenge ahead.

Sincerely,

Karen Y. French
Superintendent/Principal

Word from our Sponsor

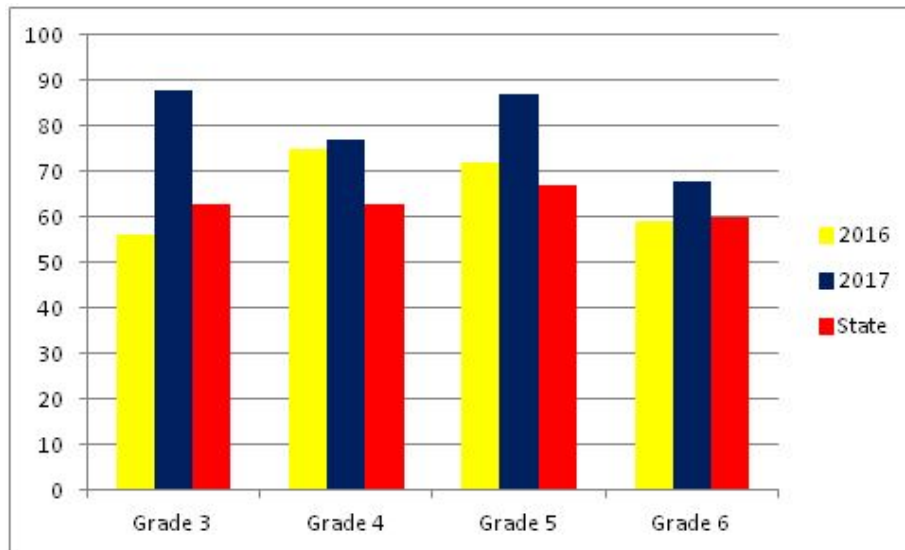
Educational Resource Consultants of Ohio, Inc., (ERCO) sponsor of the school, is legally mandated to provide oversight, monitoring and technical assistance. All community school sponsors are required to submit a written report of the evaluation results of the school's academic, financial, and organizational performance as well as the school's legal compliance to the Ohio Department of Education. This report must be made available to parents of students enrolled in the community school by November 30th of each year (OAC3301-102-05 (A) (3)). An annual report regarding the performance of this school and other schools under the sponsorship of ERCO will be posted on our website www.ercoinc.org no later than November 30th of the current school year. Parents are urged to review this report, as well as other monitoring and evaluation reports concerning the school. These reports are available at the school, or the sponsor's office. The reports are generated to provide you with a full comprehensive understanding of the school's performance.



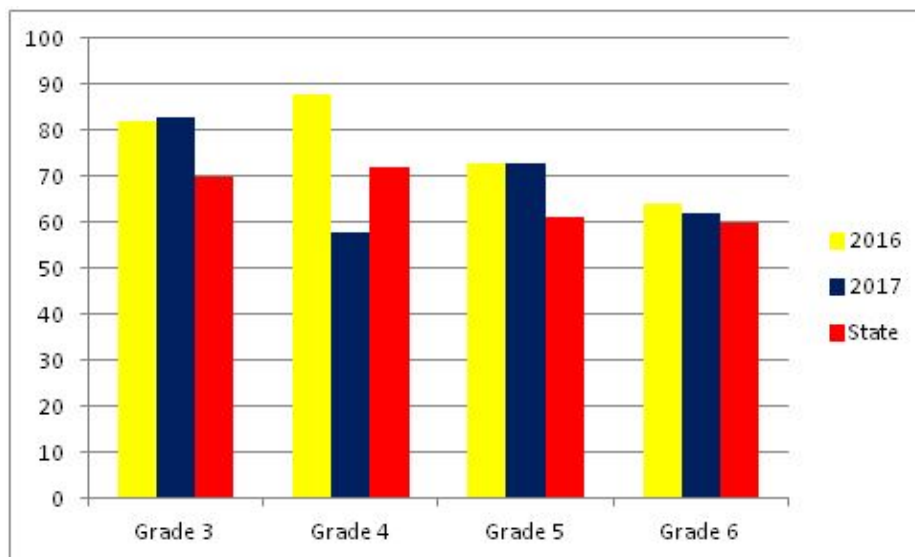
Spring 2017 Ohio Achievement Assessment Results

The graphs show the percentage of T.C.P. students who scored proficient or above on the 2016 and 2017 state tests, compared to the 2017 state average.

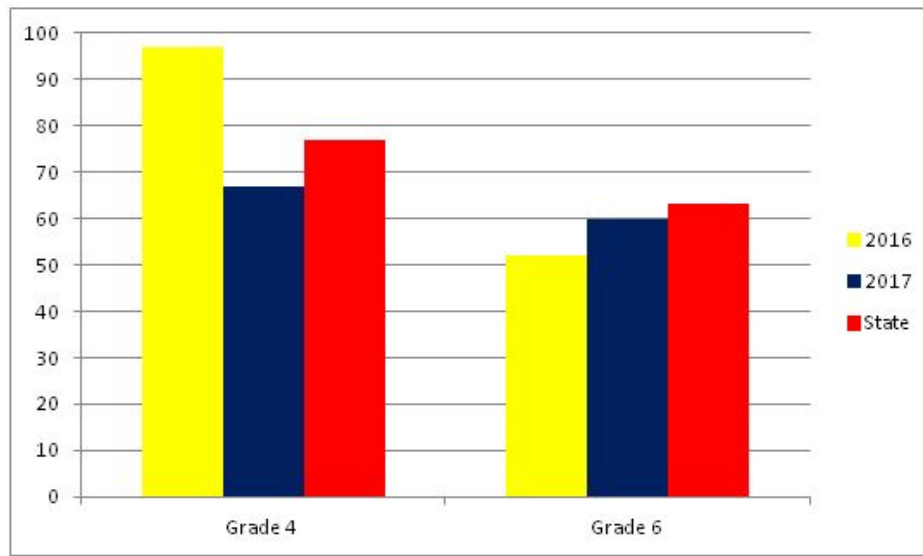
English



Mathematics



Social Studies



Science



Raw Data

Numbers are the percentage of students who scored Proficient or above.

ELA			
	2016	2017	State
Grade 3	56	88	63
Grade 4	75	77	63
Grade 5	72	87	67
Grade 6	59	68	60
Ave	65.5	80	63.25

Math			
	2016	2017	State
Grade 3	82	83	70
Grade 4	88	58	72
Grade 5	73	73	61
Grade 6	64	62	60
Ave.	76.75	69	65.75

Social Studies			
	2016	2017	State
Grade 4	97	67	77
Grade 6	52	60	63
Ave.	74.5	63.5	70

Science			
	2016	2017	State
Grade 5	66	67	68

Fast Facts

T.C.P. (Technological College Preparatory) World Academy was founded in 2000 by Ms. Karen Y. French, a longtime educator and a Cincinnati transplant from California. Since then, the school, its staff, and Ms. French has garnered awards for their dedication. In 2002, Ms. French received a Congressional Citation for Excellence in Educational Reform and Leadership. The school started receiving a commendation of “Effective” in 2002 and “Excellent” in 2005. In 2013, the ODE changed its ranking, assigning us as a High-Performing School of Honor in 2013 based on our school report card.

Technology used in classrooms:

- ELMO projectors
- Big-screen televisions
- Computers for Star Reading and Math, Accelerated Reader and Math, A-Z Reading
- Dell Chromebook for each grade 3-6 student

We are partnered with Crayons to Computers, for discounts on books and school supplies.

Throughout the year, some school activities include:

- Regular trips to the Pleasant Ridge Library
- Visits from Dome Theatre
- Once-a-month presentation from Cincinnati Zoo for second grade
- Indian Mounds
- Lecture/Speaker Series during Black History Month
- Yearly production from Duke Energy on energy
- Christmas programs
- Class presentations

T.C.P. uses Positive Discipline Plan and Positive Behavior Intervention and Supports, as well as the Parent and Student Handbook, to guide student behavior expectations by incorporating rewards for exhibiting positive behavior, good character, and exceptional values.

The ODE will publish the 2017 Ohio School Report Card in September 2017.

Our Administration:

- Karen French, Superintendent/ Principal
- Lauren Branson, Assistant Principal

Our Board of Directors:

- Ryan Griffin, President
- Darlene Nunley
- David Goins
- LaVern Payne
- Virginia Cole

6000 Ridge Ave. Cincinnati, OH 45213

Phone: 513-531-9500

Fax: 513-531-2406

Website: www.tcpworldacademy.us

T.C.P. WORLD ACADEMY

Balance Sheet

June 30, 2017

ASSETS

Current Assets

Cash in Bank - General Fund	\$	76,093.26
Cash in Bank - Payroll		85,004.83
Accts Receivable - Intergovern		44,565.56

Total Current Assets		205,663.65
----------------------	--	------------

Property and Equipment

Property and Equipment	140,716.10
Furnitures & Fixtures	13,185.42
Leasehold Improvements	67,931.87
Accumulated Depr	(188,749.21)

Total Property and Equipment		33,084.18
------------------------------	--	-----------

Other Assets

Deferred Outflows - STR	229,313.00
Deferred Outflows - SERS	180,298.00
Deferred Inflows - STRS	(615,459.00)
Deferred Inflows - SERS	(287,599.00)

Total Other Assets		(493,447.00)
--------------------	--	--------------

Total Assets	\$	(254,699.17)
--------------	----	--------------

LIABILITIES AND CAPITAL

Current Liabilities

Accounts Payable	\$	4,149.34
Accrued Wages		208,403.70
STRS - Employees' W/holding		8,313.42
SERS - Employees' W/holding		30,394.10
Intergovernmental Payable		29,176.52

Total Current Liabilities		280,437.08
---------------------------	--	------------

Long-Term Liabilities

Net Pension Liability	5,098,727.00
-----------------------	--------------

Total Long-Term Liabilities		5,098,727.00
-----------------------------	--	--------------

Total Liabilities		5,379,164.08
-------------------	--	--------------

Capital

Retained Earnings	(5,535,478.38)
Net Income	(98,384.87)

Total Capital		(5,633,863.25)
---------------	--	----------------

Total Liabilities & Capital	\$	(254,699.17)
-----------------------------	----	--------------

T.C.P. WORLD ACADEMY
Income Statement
For the Twelve Months Ending June 30, 2017

	Current Month		Year to Date	
Revenues				
Interest Income - General Fund	\$ 2.11	0.00	\$ 54.01	0.01
Interest Income - Payroll Fund	2.92	0.01	40.30	0.01
Lunchroom Income	325.85	0.75	4,758.66	0.99
Field Trip Income	600.00	1.37	2,614.90	0.55
Commission Income	18.08	0.04	1,230.76	0.26
Other Refund	0.00	0.00	88.45	0.02
Miscellaneous Income	0.00	0.00	5,187.65	1.08
Other Income - Rent Income	1,000.00	2.29	12,000.00	2.51
Other Miscellaneous Income	0.00	0.00	450.00	0.09
State Foundation	286,355.49	655.07	3,655,944.93	764.08
Casino Money Grant	0.00	0.00	25,205.29	5.27
State Matching - Nutrition	0.00	0.00	4,818.85	1.01
Food Program Revenue - Lunch	36,414.92	83.30	185,213.24	38.71
Lunchroom Income	(325.85)	(0.75)	0.00	0.00
Food Program Income Breakfast	24,259.12	55.50	110,560.09	23.11
Special Ed - Part B-Idea	8,384.55	19.18	97,812.56	20.44
Title I	33,037.32	75.58	355,875.15	74.38
Title II-A Imp Teach Quality	2,291.89	5.24	24,789.86	5.18
Total Revenues	392,366.40	897.58	4,486,644.70	937.69
Cost of Sales				
Total Cost of Sales	0.00	0.00	0.00	0.00
Gross Profit	392,366.40	897.58	4,486,644.70	937.69
Expenses				
Wages Expense	213,434.54	488.25	2,574,405.35	538.04
Payroll Tax Expense	2,882.86	6.59	67,663.37	14.14
Retirement Benefits - STRS	16,534.51	37.82	218,763.72	45.72
Retirement Benefits - SERS	14,811.00	33.88	177,055.92	37.00
Travel/Seminar Expenses	0.00	0.00	396.00	0.08
Advertising Expense	1,510.33	3.46	6,130.26	1.28
SWOCA/EMIS Expense	0.00	0.00	23,500.00	4.91
Psychological Services	0.00	0.00	18,055.40	3.77
Speech Pathologist	0.00	0.00	16,400.00	3.43
Board Meeting Honorarium	0.00	0.00	4,125.00	0.86
Board Expenses - Services	0.00	0.00	750.00	0.16
Employee Medical Benefits	(4,418.34)	(10.11)	451,050.33	94.27
Legal Fees	0.00	0.00	3,325.00	0.69
Purchased Services Technology	4,075.00	9.32	43,559.14	9.10
Rent - Building	18,415.84	42.13	220,989.98	46.19
Postage/Freight Expense	0.00	0.00	1,270.80	0.27
Permits & Licenses	0.00	0.00	894.50	0.19
Equipment Maintenance	0.00	0.00	2,555.00	0.53
Office Exp - Water	0.00	0.00	844.35	0.18
Trash Collection	663.94	1.52	7,821.83	1.63
Sponsor's Fee	5,570.33	12.74	69,590.29	14.54
Pest Control	194.00	0.44	1,585.38	0.33
Medical Supplies/Services	(75.00)	(0.17)	5,710.53	1.19
Cable TV	368.74	0.84	3,817.18	0.80
Audit/Other Fees	20.50	0.05	14,520.50	3.03

For Management Purposes Only

T.C.P. WORLD ACADEMY
Income Statement
For the Twelve Months Ending June 30, 2017

	Current Month		Year to Date	
Purchased Services - Others	0.00	0.00	540.00	0.11
Insurance Expense	0.00	0.00	7,812.13	1.63
Payroll Services	562.44	1.29	13,706.63	2.86
Telephone Expense	1,992.23	4.56	17,501.84	3.66
Security System	512.27	1.17	8,479.23	1.77
Instructional Support	5,480.00	12.54	38,655.76	8.08
Staff Support	1,719.00	3.93	38,369.08	8.02
Instructional Supplies	3,984.50	9.11	74,360.57	15.54
Office Supplies Expense	14.19	0.03	22,212.13	4.64
Medical Supplies	135.85	0.31	135.85	0.03
Equipment/Fixtures Expenses	6,800.00	15.56	134,763.37	28.17
Bank Service Charges	8.00	0.02	254.37	0.05
Repairs & Maintenance Expense	911.36	2.08	44,657.51	9.33
Utilities - Water	2,129.88	4.87	9,543.09	1.99
Utilities - Gas/Electricity	2,769.22	6.33	46,922.84	9.81
Cleaning Services	0.00	0.00	928.27	0.19
Building Supplies	2,934.40	6.71	20,765.23	4.34
Cleaning Supplies	1,886.94	4.32	13,363.20	2.79
Landscaping	0.00	0.00	822.70	0.17
In Service Expense	0.00	0.00	1,416.32	0.30
Perfect Attendance	200.00	0.46	2,200.00	0.46
Field Trips	0.00	0.00	9,834.06	2.06
Other Office Expense	3,387.30	7.75	13,714.18	2.87
Lunchroom Services	1,584.00	3.62	7,696.84	1.61
Milk Program	1,717.75	3.93	17,267.85	3.61
Food & Related Supplies	2,895.90	6.62	93,943.25	19.63
Other Food Supplies/Services	0.00	0.00	7,736.71	1.62
School-Wide Water Expense	0.00	0.00	1,036.77	0.22
Title I - Family/Community	0.00	0.00	1,609.96	0.34
Total Expenses	315,613.48	722.00	4,585,029.57	958.25
Net Income	\$ 76,752.92	175.58	\$ (98,384.87)	(20.56)